



Standing Up, No Matter How Small Activity

In the video, you heard two inspiring stories of kids standing up, no matter how small they may seem. They used their First Amendment Rights to stand up for liberty and how they persevered in the face of incredible challenges. Although these are stories from the past, liberty is an ongoing quest. We still need to take action today!

Now it is your turn to speak up and create your liberty-inspired poster to spread your message, take action, and influence change.




Instructions

For this activity, print out this template at home and create your own collage—complete with markers, crayons, colored pencils, etc.!

1. Pick a topic or social issue you want your poster to address!
2. Use symbols! Cut and paste from the image bank as inspiration or draw your own.
3. Write a headline for the poster—nice and big so it gets attention.
4. Put in your message—what you want people to do or remember about your topic.
5. Now put your name on it—it's your poster!
6. With your guardian's help and permission, take a photo and share it with [@libertymuseum](https://www.instagram.com/libertymuseum)!

If you are feeling even more inspired, you can create your completely own and unique poster!

Image Bank



EXAMPLE
The **FUTURE** is **FEMALE**



Equality includes
BOTH genders!

#BOSSBABE

Girls just want to have *FUNdamental* human rights!