


We've Read, Let's Romp!


Thanks for enjoying this week's reading of "Flight School" by Lita Judge!

This book encourages perseverance and reminds us to never give up!




Show us your flight skills by making a paper airplane penguin following the directions below:

Step 1: Fold Paper in half




Step 2: Unfold. Fold top corners down to center line




Step 3: Fold down top edges to center line



Step 4: Fold Penguin Plane in half.



Step 5: Give your plane a personality and decorate! Make sure to make your penguin fly!



Don't forget to share your work with us! @nationallibertymuseum #nlmathome